



Flat-Panel Wall Arm 600×400

VFM-WA6X4 EU SAP: 3951884 US SAP: 12939492

vav.link/vfm-wa6x4

Double-articulated wall mount for flat panels up to 70"
Wide wall plate for secure fixing
Reaches up to 435 mm (17.1")

Vision's Vision Flat-Panel Mount – Wall range is tough and flexible. The VFM-WA6X4 (wall arm) fits any flat-panel LCD or LED screen which has rear mounting holes up to 600 x 400 mm apart.



Up to 70"

Most 42-70" displays use VESA arrangement of mounting points up to 600 x 400 mm apart, so the WA6X4 fits the majority of displays up to this size. Note: if a larger display has the correct mounting points and weighs less than the SWL this mount can support it safely.

Safe Working Load

The double-arm design makes this mount especially strong with a "safe working load" of 40 kg (88.2 lb).

Wide Wall Plate

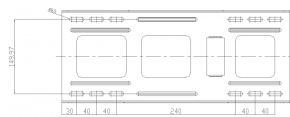
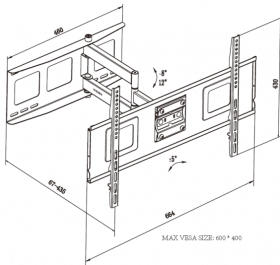

A 460 mm (18.1") wide plate allows installers to fix the flat panel in place with multiple fixing points, spanning two studs.

Tilt and Swivel

-8-12° tilt, 5° rotation, and 90° swivel. Use this mount to fix a display in a corner up high in a waiting room. Or fix displays around an office or in meeting rooms.

VESA

The VESA system defines how far apart the mounting holes are on the back of your flat-panel. Holes 600 x 400 mm apart are known as VESA 600×400 and will suit this mount.



VISION

MANUAL

Quick manual

EN PDF 688.23 KB

files.visionaudiovisual.com/products/VFM-WA6X4/manuals/VFM-WA6X4_quick_manual.pdf

IMAGE

Product Images

ZIP 1.91 MB

<files.visionaudiovisual.com/products/VFM-WA6X4/images/VFM-WA6X4.zip>

Side

PNG 521.41 KB

files.visionaudiovisual.com/products/VFM-WA6X4/images/VFM-WA6X4_side.png

Product Images

PNG 665.77 KB

<files.visionaudiovisual.com/products/VFM-WA6X4/images/VFM-WA6X4.png>

Rear

PNG 841.27 KB

files.visionaudiovisual.com/products/VFM-WA6X4/images/VFM-WA6X4_rear.png

Dims

PNG 24.39 KB

files.visionaudiovisual.com/products/VFM-WA6X4/images/VFM-WA6X4_dims.png

Wall plate dims

PNG 7.45 KB

files.visionaudiovisual.com/products/VFM-WA6X4/images/VFM-WA6X4_wall_plate_dims.png

SPECIFICATIONS

PRODUCT DIMENSIONS

see image

PACKAGED DIMENSIONS

735 x 248 x 80 mm / 28.94" x 9.76" x 3.15" (length x width x height)

PRODUCT WEIGHT

7.3 kg (16.1 lbs)

PACKAGED WEIGHT

6.23 kg / 13.73 lbs

SAFE WORKING LOAD

40 kg (88.18 lbs)

CONSTRUCTION MATERIAL

Steel

COLOUR

Black

VESA SIZES

600 x 400 mm / 23.6" x 15.7" 500 x 500 mm / 19.7" x 19.7" 400 x 400 mm / 15.7" x 15.7" 400 x 300 mm / 15.7" x 11.8" 400 x 200 mm / 15.7" x 7.9" 300 x 300 mm / 11.8" x 11.8" 200 x 400 mm / 7.9" x 15.7" 200 x 200 mm / 7.9" x 7.9"

ACCESSORIES INCLUDED

4 x M4 25 mm screw 4 x M5 25 mm screw 4 x M6 25 mm screw 4 x M8 25 mm screw

WARRANTY

Lifetime return-to-base

COMPLIANCES

REACH

ORDER PART CODE

VFM-WA6X4 [EU SAP: 3951884 / US SAP: 12939492]