

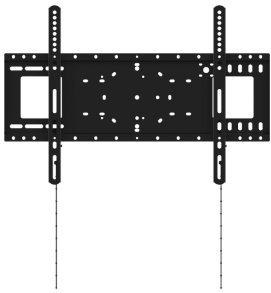
Heavy Duty Flat-Panel Wall Mount

600x400

VFM-W6X4 EU SAP: 4996384 US SAP: 13557604
vav.link/vfm-w6x4

Non-tilting Wall Mount for large-format flat panels 37-75"
Mounting points up to 600 (wide) x 400 mm (tall) apart
Heavy duty 100 kg / 220 lb SWL
Display latches in place
Optional camera shelf

Vision's Vision Flat-panel Mount - Wall range is designed by Vision's engineering team for professional AV installers. This mount is no-compromise: very strong, fast to install, highly adjustable, everything included. The VFM-W6X4 fits any flat-panel LCD or LED screen which has rear mounting holes up to 600 wide x 400 mm tall apart.



Heavy Duty

Interactive flat panels are large and very heavy. Vision's VFM-W6X4 uses heavy gauge sheet metal to take the weight up to SWL 100 kg / 220 lb safely.

Everything Included

Vision includes everything you need including a load of M5, 6, and 8 bolts in varying lengths to fix the vertical arms to the rear of the display.

For 37-75" Displays

Fits most displays from 37-75". Note: curved screens are not supported by this mount.

Meets ADA Regulations

The thin design holds the display just 30 mm / 1.2" off the wall. This looks better, reduces snagging risk, and because the load is close to the wall the mount has a higher safe working load rating.

Designed for Professionals

A proven design allows fast fixing, and slotted holes on the wall part allowing levelling adjustment after fixing.

Latches Securely

The display latches on the horizontal section as the display is hung in place. Snap the plastic pull-rods off to length so they are hidden behind the display. Give the pull-rods a downward tug to unlatch the display.

Side by Side

Two horizontal sections can be fixed together side by side for dual-display video conference or huddle room applications. Or extend the horizontal to bridge wide load bearing points in a wall.

Hide Media Player

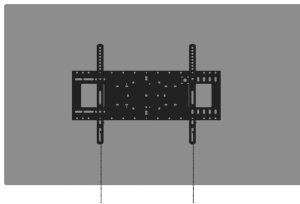
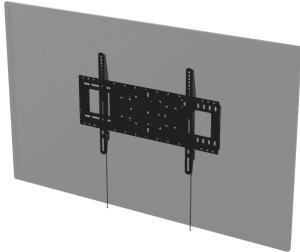
Thoughtfully placed VESA 100 x 100 mm holes on the horizontal part allow a thin media player to fix behind the display out of sight.

Optional Rotation

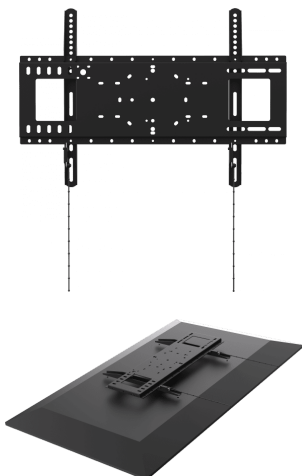
A rotary bearing assembly can be added, allowing the display to be turned from portrait to landscape. For this reason the vertical arms can be fixed to the horizontal rail from behind so the display doesn't slide down the rail when the display is turned to portrait. *Part Number: VFM-WRT [EU SAP tbc / US SAP tbc]*

Optional Laptop Shelf

An optional shelf fixes at four different heights in 80 mm (3.1") increments to the horizontal part of the wall mount. The platform is 450 mm (17.7") wide by 306 mm (12.0") deep. At the lowest height setting the shelf is 680 mm (26.8") below the centre of screen. Part Number: VFM-WLS [EU SAP: 4857149 / US SAP: 13557610] Due into stock late 2019



VISION



Video Conference Shelf

An optional shelf fixes in the centre above or below the display. Any camera including the Logitech Rally can be fixed to the shelf. It is also designed to accommodate Yamaha's YVC-1000, Barco's Clickshare CSE-200 base station, or Logitech's Meetup wall bracket can fix to the vertical part. With VESA 100 x 100 mm holes on the vertical section, product's like Heckler's Zoom Room iPad enclosure can be fixed. *Part Number: VFM-WVC [EU SAP: 5048878 / US SAP: tbc]*

MANUAL

Quick manual

EN PDF 205.10 KB

files.visionaudiovisual.com/products/VFM-W6X4/manuals/VFM-W6X4_quick_manual.pdf

Quick manual

EN PDF 446.21 KB

files.visionaudiovisual.com/products/VFM-W6X4/manuals/VFM-W6X4_quick_manual.pdf

CAD

Cad

ZIP 1.70 MB

<files.visionaudiovisual.com/products/VFM-W6X4/cad/VFM-W6X4.zip>

IMAGE

Product Images

ZIP 15.50 MB

<files.visionaudiovisual.com/products/VFM-W6X4/images/VFM-W6X4.zip>

SPECIFICATIONS

PRODUCT DIMENSIONS

645 x 435 x 30 mm 25.4" x 17.1" x 1.2" (width x height x depth)

PACKAGED DIMENSIONS

680 x 235 x 40 mm / 26.8" x 9.3" x 1.6"

PRODUCT WEIGHT

3.4 kg (7.5 lbs)

PACKAGED WEIGHT

4.2 kg (9.3 lbs)

SAFE WORKING LOAD

100 kg (220 lbs)

CONSTRUCTION MATERIAL

Cold-rolled Steel 2.5 mm (0.10")

COLOUR

Black

VESA SIZES

600 x 400 mm 600 x 300 mm 500 x 500 mm 500 x 400 mm 500 x 300 mm 400 x 400 mm 400 x 300 mm 400 x 200 mm 350 x 350 mm 300 x 400 mm 300 x 300 mm 200 x 400 mm 200 x 200 mm

ACCESSORIES INCLUDED

4 x M5 16 mm screw 4 x M6 16 mm screw 4 x M6 25 mm screw 4 x M8 16 mm screw 4 x M8 35 mm screw 2 x M8 45 mm screw

WARRANTY

Lifetime return-to-base

COMPLIANCES

RoHS, ADA (Americans with Disability Act) Compliant

ORDER PART CODE

VFM-W6X4 [EU SAP: 4996384 / US SAP: 13557604]

OPTIONAL ADD-ONS

VFM-WRT Rotating Assembly [EU SAP: tba / US SAP: tba] VFM-WLS Side Shelf [EU SAP: 4857149 / US SAP: 13557610] VFM-WVC Video Conferencing Shelf [EU SAP: 5048878 / US SAP: tba]