



# Wall-Mount Faceplate Package

TC3-PK EU SAP: 3446594 US SAP: 12939494

[visionaudiovisual.com/tc3-pk](http://visionaudiovisual.com/tc3-pk)

## Module Package Contents

### Mounting Hardware:

1 x 2-Gang UK Backbox TC3 BACKBOX2G [SAP:3446598]

1 x 2-Gang Surround TC3 SURR2G [SAP:3446603]

### Modules:

1 x VGA with Minijack TC3 VGAF3.5MM [SAP:3446585]

1 x USB (B-type on front) TC3 USBB [SAP:3446581]


1 x HDMI TC3 HDMI [SAP:3446573]

3 x Blanks TC3 BLANK [SAP:3446572]

**Techconnect is a modular audio-visual faceplate family engineered especially for AV installers.**

**A “surround” fits to a backbox (or “mudring” if your wall is hollow), then the modules fix in place to complete the installation. Techconnect is based around standard UK backbox sizes, and Vision also offers mounting hardware for other countries.**

**For 99% of professional AV installations the same set of modules are required, so Vision offer a simple package that contains a basic selection of modules as a starting point. Just select the length of the cable package you need to go with it.**



### Select Length

Choose from these complementary cable packages:

- 3m (9 ft)
- 5m (16 ft)
- 10m (33 ft)
- 15m (49 ft)



### Improved Fit and Finish

Techconnect<sup>3</sup> has more space behind the modules to stash cables, and narrower and more even gaps between modules.

### Matt White

Pure white with a chiselled profile, Techconnect<sup>3</sup> also has 11 mm of flat space above and below the connectors for information or company branding stickers.

### Stronger

Techconnect<sup>3</sup> has shorter modules *and* extra ribbing to reduce module flex. On parts where flex is desirable to avoid shattering ABS plastic is used.

### Screw-In Modules


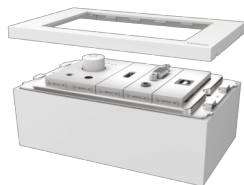
The modules have a tab that hooks into the surround at the bottom, then a couple of turns of the pre-installed screws locks the modules into place.

### Passive and Active Modules

Vision offer pass-through modules for AV, IT, and pro-audio applications, and active modules which boost signals. You can even install a powerful audio amplifier module or a universal controller module right next to the connectivity modules. The faceplate is close at hand and securely fastened in place.

### No Soldering

Faceplates that require soldering take time build onsite, and – even for experts – create a possible point of failure in the system. Techconnect de-risks an installation.



**IMAGE**

---

Product Images

**ZIP 12.64 MB**

[files.visionaudiovisual.com/products/TC3-PK/images/TC3-PK.zip](https://files.visionaudiovisual.com/products/TC3-PK/images/TC3-PK.zip)

**SPECIFICATIONS**

---

**CARTON DIMENSIONS**

160 x 950 x 60 mm (6.3" x 37.4" x 2.4")

**PACKAGED WEIGHT**

0.3 kg /0.66 lb

**MODULE COMPLIANCES**

RoHS, WEEE & CE

**ORDER PART CODE**

TC3-PK [EU SAP: 3446594 / US SAP: 12939494]