

# Faceplates

---

- > Faceplate Packages
- > Modules
- > Cables
- > Mounting Hardware
- > Table Faceplate
- > Control Module
- > 50w Amplifier



---

## Techconnect faceplate configurator

Select the products and parts you need to see a visual representation of your end product.

[vav.link/fc](https://vav.link/fc)



Lifetime  
warranty

# Wall-Mount Faceplate Package

Part of the Techconnect 3 system

Techconnect is a modular audio-visual faceplate family engineered especially for AV installers. A "surround" fits to a backbox (or "mudring" if your wall is hollow), then the modules fix in place to complete the installation. For 99% of professional AV installations the same set of modules are required, so Vision offer a simple package that contains a basic selection of modules as a starting point. Just select the length of the cable package you need to go with it.

TC3-PK EU SAP: 3446594  
US SAP: 12939494

## Module Package Contents

### Mounting Hardware:

1 x 2-Gang UK Backbox TC3  
BACKBOX2G [SAP:3446598]

1 x 2-Gang Surround TC3 SURR2G  
[SAP:3446603]

### Modules:

1 x VGA with Minijack TC3 VGAF3.5MM  
[SAP:3446585]

1 x USB (B-type on front) TC3 USBB  
[SAP:3446581]

1 x HDMI TC3 HDMI [SAP:3446573]

3 x Blanks TC3 BLANK [SAP:3446572]

Comes with your choice of complementary Cable Lengths

3m (9 ft)



5m (16 ft)



10m (33 ft)



15m (49 ft)



[vav.link/tc3-pk](https://vav.link/tc3-pk)



### Matt White

Pure white with a chiselled profile, Techconnect3 also has 11 mm of flat space above and below the connectors for information or company branding stickers.



### Screw-In Modules

The modules have a tab that hooks into the surround at the bottom, then a couple of turns of the pre-installed screws locks the modules into place.



### Stronger

Techconnect3 has shorter modules and extra ribbing to reduce module flex. On parts where flex is desirable to avoid shattering ABS plastic is used.



### Improved Fit and Finish

Techconnect3 has more space behind the modules stash cables, and narrower and more even gaps between modules.



## TC3 50w Amplifier

TC3-AMP / SAP: 3446595

Extremely small 2 x 25 w (RMS) at 8 ohms  
Digital Amp  
2 x Stereo inputs (Input 1 duplicated on  
front and rear)  
IR Remote control included

[vav.link/tc3-amp](https://vav.link/tc3-amp)



## TC3 50w Amplifier with Speakers

TC3-AMP+ / SAP: 8468232

Extremely small 2 x 25 w (RMS) at 8 ohms  
Digital Amp  
2 x Stereo inputs (Input 1 duplicated on  
front and rear)  
IR Remote control included  
Pair of 5.25" loudspeakers included

[vav.link/tc3-ampplus](https://vav.link/tc3-ampplus)



## TC3 Control Module

TC3-CTL/2 / SAP: 7754754

Controls multiple AV  
devices simultaneously with IR, RS-232, and  
12V  
Scheduled commands for signage  
applications  
Powered by mains power  
Backlit buttons with variable colour

[vav.link/tc3-ctl-2](https://vav.link/tc3-ctl-2)



## TC3 Minijack Module (phoenix on rear)

TC3 3.5MM/V2 / SAP: 5354529

Occupies 1 module space  
Ideal for use with stereo audio cable  
Phoenix connector at rear  
Pass-through on rear  
Input on front disconnects rear input

[vav.link/tc3\\_3-5mm-v2](https://vav.link/tc3_3-5mm-v2)




## TC3 Blank Module

TC3 BLANK / SAP: 3446572

Simple blank modules for blanking off  
unused slots in the surround  
Occupies 1 module space

[vav.link/tc3\\_blank](https://vav.link/tc3_blank)



## TC3 Brush Module

TC3 BRUSH / SAP: 4726966

Simple double-width module with hole for  
pulling cables out  
Brushes over 42 x 22 mm (1.65" x 0.87") cable  
aperture  
Occupies 2 module spaces

[vav.link/tc3\\_brush](https://vav.link/tc3_brush)



## TC3 HDMI Module

TC3 HDMI / SAP: 3446573

HDMI module v2.1 (8K @ 60 Hz)  
Includes short cable at rear with female  
HDMI connector  
Carries digital audio and video over one  
cable  
Occupies 1 module space

[vav.link/tc3\\_hdmi](https://vav.link/tc3_hdmi)




## TC3 HDMI+ Module

TC3 HDMI+ / SAP: 7345515

HDMI module v2.0 (4K @ 60 Hz)  
Includes short cable at rear with female  
HDMI connector  
Booster inline  
Thicker copper to solve problem  
installations

[vav.link/tc3\\_hdmiplus](https://vav.link/tc3_hdmiplus)



**TC3 USB-A to USB-B Module**

TC3 USBA / SAP: 3446580

"B" type socket on the rear as found on a printer chassis  
"A" type socket on front as found on a laptop chassis  
Occupies 1 module space  
USB 3.0 (backward compatible with 2.0)

[vav.link/tc3\\_usba](https://vav.link/tc3_usba)



**TC3 USB-B to USB-A Module with active booster circuit**

TC3 USBB+ / SAP: 3446582

"B" type socket on the front as found on a printer chassis  
"A" type socket on the rear as found on a laptop chassis  
Active circuit uses 5v carried on USB to boost signal  
Occupies 1 module space  
USB 3.0 (backward compatible with 2.0)

[vav.link/tc3\\_usbbplus](https://vav.link/tc3_usbbplus)



**Techconnect USB-C coupler module**

TC3 USBCFF / SAP: 11548229

"C" type socket on the front and rear  
HDMI 4K @ 30 Hz  
USB 3.2  
Active circuit boosts signals

[vav.link/tc3\\_usbcff](https://vav.link/tc3_usbcff)



**TC3 VGA Module (phoenix on rear)**

TC3 VGAF / SAP: 3446584

Female 15-pin D-sub connector for PC output  
Phoenix connector at rear  
Occupies 1 module space

[vav.link/tc3\\_vgaf](https://vav.link/tc3_vgaf)



**TC3 USB-B to USB-A Module**

TC3 USBB / SAP: 3446581

"A" type socket on the rear as found on a laptop chassis  
"B" type socket on the front as found on a printer chassis  
Occupies 1 module space  
USB 3.0 (backward compatible with 2.0)

[vav.link/tc3\\_usbb](https://vav.link/tc3_usbb)



**Techconnect USB-C module**

TC3 USBC / SAP: 4783744

"C" type socket on the front  
Tail on rear with HDMI and USB-A sockets  
HDMI 4K @ 60 Hz  
USB 3.0  
Active circuit boosts signals

[vav.link/tc3\\_usbc](https://vav.link/tc3_usbc)



**TC3 VGA and Audio Module (phoenix on rear)**

TC3 VGAF3.5MM / SAP: 3446585

Female 15-pin D-sub connector for PC output  
With a 3.5mm Minijack socket for stereo audio  
Phoenix connector at rear  
Not labeled  
Occupies 1 module space

[vav.link/tc3\\_vgaf3-5mm](https://vav.link/tc3_vgaf3-5mm)



## White USB 2.0 Cable

USB-A is the type of connector which plugs into your laptop. USB-B is the end that plugs into your printer.

High quality braided shield and ferrite core connector at both ends to shield against EMF and RF interference.

\*10m+ models have an in-line active booster (48 mm / 1.9" long x 25 mm / 0.98" wide) integrated half way along cable.

When used with Vision's Techconnect modular faceplate, we recommend using the TC2 USB+ active booster module with all cables longer than 5m (16.4 ft).

**10m with active booster**  
TC 10MUSB+/2 / SAP: 7428313  
[vav.link/tc\\_10musbplus-2](https://vav.link/tc_10musbplus-2)

**1m (3.2ft)**  
TC 1MUSB / SAP: 3265177  
[vav.link/tc\\_1musb](https://vav.link/tc_1musb)

**3m (9.8ft)**  
TC2 3MUSB / SAP: 3004700  
[vav.link/tc2\\_3musb](https://vav.link/tc2_3musb)

**10m (32.8ft)**  
TC2 10MUSB+ / SAP: 3244188  
[vav.link/tc2\\_10musbplus](https://vav.link/tc2_10musbplus)

**15m with active booster**  
TC 15MUSB+/2 / SAP: 7419234  
[vav.link/tc\\_15musbplus-2](https://vav.link/tc_15musbplus-2)

**2m**  
TC 2MUSB / SAP: 3265178  
[vav.link/tc\\_2musb](https://vav.link/tc_2musb)

**5m**  
TC2 5MUSB / SAP: 3004951  
[vav.link/tc2\\_5musb](https://vav.link/tc2_5musb)

**15m (49.2ft)**  
TC2 15MUSB+ / SAP: 3004953  
[vav.link/tc2\\_15musbplus](https://vav.link/tc2_15musbplus)



## White VGA to Phoenix Cable

A moulded connector on one end, and a male phoenix connector on the other end which can be plugged directly into the rear of module.

**3m (9.8ft)**  
TC2 3MVGA / SAP: 3000667

**5m (16 ft)**  
TC2 5MVGA / SAP: 2042118  
[vav.link/tc2\\_5mvga](https://vav.link/tc2_5mvga)

**10m (33 ft)**  
TC2 10MVGA / SAP: 1461166  
[vav.link/tc2\\_10mvga](https://vav.link/tc2_10mvga)

**15m (49.2ft)**  
TC2 15MVGA / SAP: 1461168  
[vav.link/tc2\\_15mvga](https://vav.link/tc2_15mvga)

**20m (65.6ft)**  
TC2 20MVGA / SAP: 1461174  
[vav.link/tc2\\_20mvga](https://vav.link/tc2_20mvga)



## White Minijack to Phoenix Cable

A moulded connector on one end, and a male phoenix connector on the other end which can be plugged directly into the rear of a Techconnect faceplate module.

**3m (9.8ft)**  
TC2 3M3.5MM / SAP: 3000665

**5m (16.4ft)**  
TC2 5M3.5MM / SAP: 2042096

**10m**  
TC2 10M3.5MM / SAP: 1461164  
[vav.link/tc2\\_10m3-5mm](https://vav.link/tc2_10m3-5mm)

**15m (49.2ft)**  
TC2 15M3.5MM / SAP: 1474524

**20m (65.6ft)**  
TC2 20M3.5MM / SAP: 1461172  
[vav.link/tc2\\_20m3-5mm](https://vav.link/tc2_20m3-5mm)

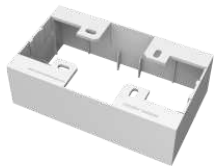


## TC3 Table Faceplate

TC3 SURRTB / SAP: 4875951

Fits into table  
Chassis and surround included  
Accommodates up to 9 modules (not included)  
Very high quality fit and finish  
Matt black

[vav.link/tc3\\_surrtb](https://vav.link/tc3_surrtb)



## TC3 UK 2-Gang Surface-Mount Backbox

TC3 BACKBOX2G / SAP: 3446598

Fixes double-gang Techconnect surround to walls.  
Surface Mount

[vav.link/tc3\\_backbox2g](https://vav.link/tc3_backbox2g)



## TC3 UK 2-Gang Surround

TC3 SURR2G / SAP: 3446603

Double-gang frame which accommodates five modules (not included)  
Fits to any standard double-gang UK backbox (pattress) or mudring  
Can be made DDA (UK Equalities Act 2010) compliant

[vav.link/tc3\\_surr2g](https://vav.link/tc3_surr2g)




## TC3 Belgian 65mm Surround

TC3 SURRBE65 / SAP: 3446591

Frame which accommodates four modules (not included)  
Fits to standard 65mm/ 2.56" Le Grand trunking

[vav.link/tc3\\_surrbe65](https://vav.link/tc3_surrbe65)



## TC3 UK 1-Gang Surface-Mount Backbox

TC3 BACKBOX1G / SAP: 3446597

Fixes single-gang Techconnect surround to walls.  
Surface Mount

[vav.link/tc3\\_backbox1g](https://vav.link/tc3_backbox1g)



## TC3 UK 1-Gang Surround

TC3 SURR1G / SAP: 3446602

Single-gang frame which accommodates two modules (not included)  
Fits to any standard single-gang UK backbox (pattress) or mudring

[vav.link/tc3\\_surr1g](https://vav.link/tc3_surr1g)



## TC3 UK 2-Gang Surround DDA Sticker

TC3 SURR2G\_DDA / SAP: 10388804

Dark Grey  
Fits to double-gang surround TC3 SURR2G  
Can be added to any Techconnect package

[vav.link/tc3\\_surr2g\\_dda](https://vav.link/tc3_surr2g_dda)

# TC3 Table Faceplate

## Part of the Techconnect 3 system

Part of Vision's Techconnect modular AV faceplate family, this table surround allows seamless AV integration into boardroom and meeting room tables.



### Tactile Quality

Lift the lid and feel the weight. Strong, finely finished materials have been selected to make this product.



### A4

The bezel is very similar in size to an A4 piece of paper – slightly narrower.



### Cable Tie Points

Vision takes ease of installation seriously. Installers will enjoy multiple 6 mm / 0.23" fixing holes for securing cables underneath the chassis.



### Optional Power Sockets

Choose Vision's Schuko (EU) or 1363 (UK) power socket modules (Part numbers TC3 PWREU or TC3 PWRUK).



### Plug In And Close

A 15 mm / 0.6" gap around the lid means you can plug-in or pull-up, then close the lid to get back table space for your meeting.



### Slow-Close

Throw the lid closed and a damper slows the lid, closing silently.



### 9-Module Capacity

Mix and match the modules you need in a future-proof enclosure.

TC3 SURRTB EU SAP: 4875951 US SAP: 13445531

Fits into table

Chassis and surround included

Accommodates up to 9 modules (not included)

Very high quality fit and finish

Matt black

[vav.link/tc3\\_surrb](https://vav.link/tc3_surrb)



Lifetime  
warranty







Lifetime  
warranty

TC3-CTL EU SAP: 3446596  
US SAP: 12939501

Control projectors etc via IR, RS-232,  
RS-485, and 12V  
Schedule commands  
Powered by mains power or batteries

[vav.link/tc3-ctl](http://vav.link/tc3-ctl)



# TC3 Control Module

## Part of the Techconnect 3 system

Techconnect Control is the most flexible professional AV control device available. This simple control panel controls all of your AV equipment – projectors, flat panels, amplifiers, and screens – simultaneously and only presents users with the functions they use every day. No tech support calls and no losing remote controls. All in a secure Techconnect module. Perfect for presentation rooms or meeting spaces.



### Simple Setup Mode

Hold down the two middle buttons to put into learn mode, point the original device remote at the front of the Control and program a code per button.



### Extension Keypad

If more than six buttons are required the software allows you to add another Control as an extension keypad.



### Code Library

An integrated library of IR and RS-232 codes speed programming up. For example if you learn the codes for a projector those codes will be automatically uploaded to the database so that the next installer who needs those codes will find them in the software library.



### Battery

The Control comes with a mains power adaptor, but can also be powered by 2 x AAA batteries (not included).



### Duplication

Programs can be saved to a PC making duplication for a roll out simple.



### Delay

Commands can be delayed up to 60 seconds. For example when you turn a projector on it takes time to warm up so the motorised screen doesn't come down until the projector is ready.



### Labels

Clear caps unclip off the buttons from the front to allow label changes.



### Easy Wiring

To speed up installation it comes with a short 9-pin serial cable which plugs into the phoenix port on the Control.



### Backlit buttons

Backlit buttons are easy to read.



### Advanced Setup Mode

Connect to a PC and use the included software to allocate multiple RS-232, IR, and 12v triggers to each button.



### Scheduling

Once programmed a schedule can be setup. e.g. turn the digital signage in a store off at midnight every night.

# TC3 50w Amplifier

Part of the Techconnect 3 system



Lifetime  
warranty



## Front Panel Input

Two Inputs are wired into the rear with removable phoenix connectors, but Input 1 is also duplicated on the front panel with a minijack socket for convenience. This "half-normalled" input disconnects.



## Power Four Speakers

Don't let size deceive you: this Amp can drive into a 4 ohm load allowing you to power up to four 8 ohm speakers (or two 4 ohm speakers).



## Remote Control

A remote control is included and IR receivers are positioned on the front and rear for integration with a control system such as the Techconnect Control. Note: there is no tone control with this amplifier. Our spare remote controls have tone buttons but they do not work with this product.



## Close at Hand

Can be positioned anywhere in the room making it perfect for training rooms, boardrooms, and classrooms.



## Integrated Techconnect Family

Included is a single-gang backbox and surround, or alternatively you can mount it in a double-gang surround with other Techconnect modules.



## D-Class Amplifier

Digital amplifiers use no power unless they are amplifying program, so even on at full volume; unless it is receiving input it is effectively off. Digital amplifiers also have the advantage of running cold so a bulky heatsink is not necessary.



## Secure

Ideal when you don't have furniture to sit an amplifier on, and because it is mounted to the wall it is much less obvious as a target for theft.



## Preset Memory

By default when power is activated the Techconnect Amp turns on and resumes the most recent settings. For hospitality applications it can be set to return to a preset input and level whenever it is powered on – for example in hotel guest rooms.



## Cables Included

Speaker cable is included plus short input cables are included for connection to the rear of adjacent input modules on the Techconnect.



## Easy to Install and Uninstall

A robust module that is easy to install or remove and disconnect from the front. Removable phoenix connectors allow non-technical end users to uninstall it very easily if required.



## Tactile Dial

A simple clear control interface makes the product easy to use long press on the dial to power on and off. Short press to change input.

By using latest low-impedance digital amplifier chip technology the new Techconnect Amp module outputs a massive 2 x 25 watts RMS (at 8 ohms) but fits into the space of a double-space Techconnect module.

Suited to meeting spaces, museums, and presentation suites.

TC3-AMP EU SAP: 3446595

US SAP: 12939499

TC3-AMP+SP-1800 EU SAP: 3692237

US SAP: 70017401

TC3-AMP+CS-1900 EU SAP: 5356158

Extremely small 2 x 25 w (RMS) at 8 ohms

Digital Amp

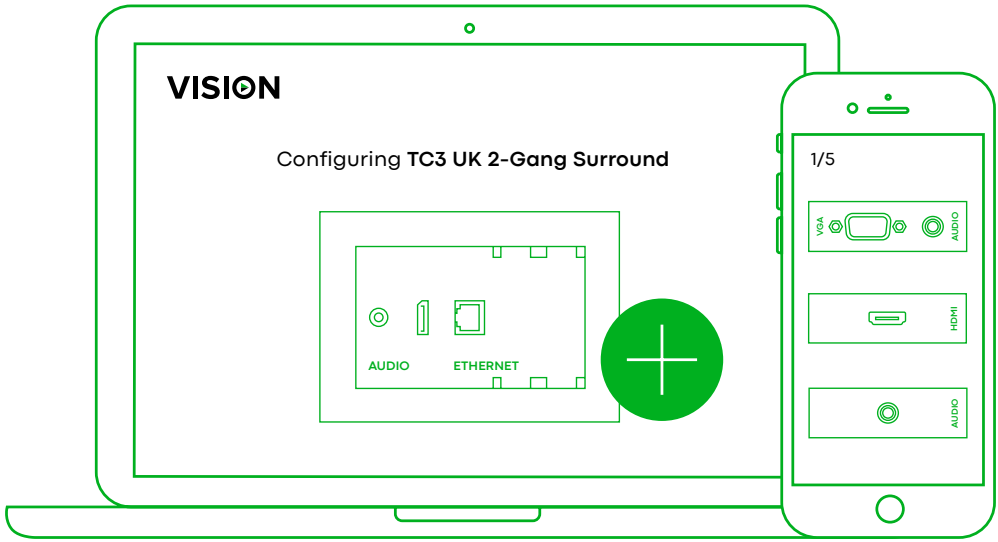
2 x Stereo inputs (Input 1 duplicated on front and rear)

IR Remote control included

[vav.link/tc3-amp](https://vav.link/tc3-amp)



# Build your own faceplate using our Techconnect Faceplate Configurator




Select the products and parts you need to see a visual representation of your end product and create a shopping list with **all the technical details.**

## Your shopping list



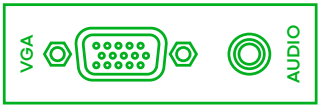
TC3 Minijack Module  
(phoenix on rear)



TC3 3-Phono [RCA] Module  
(phoenix on rear)



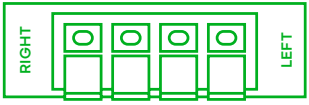
TC3 HDMI Module



TC3 VGA and Audio Module  
(phoenix on rear)



TC3 Dual RJ45 Module  
(bare-wire on rear)



TC3 4-port Barewire  
Speaker Module


















Print





Download

[vav.link/fc](https://vav.link/fc)












# Modules

Product		Part Number	Info	Link
	TC3 50w Amplifier	TC3-AMP		<a href="vav.link/tc3-amp">vav.link/tc3-amp</a>
	TC3 50w Amplifier with Speakers	TC3-AMP+		<a href="vav.link/tc3-ampplus">vav.link/tc3-ampplus</a>
	TC3 Control Module	TC3-CTL/2		<a href="vav.link/tc3-ctl-2">vav.link/tc3-ctl-2</a>
	TC3 Minijack Module (phoenix on rear)	TC3 3.5MM/V2		<a href="vav.link/tc3_3-5mm-v2">vav.link/tc3_3-5mm-v2</a>
	TC3 Blank Module	TC3 BLANK		<a href="vav.link/tc3_blank">vav.link/tc3_blank</a>
	TC3 Brush Module	TC3 BRUSH		<a href="vav.link/tc3_brush">vav.link/tc3_brush</a>
	TC3 HDMI Module	TC3 HDMI		<a href="vav.link/tc3_hdmi">vav.link/tc3_hdmi</a>
	TC3 HDMI+ Module	TC3 HDMI+		<a href="vav.link/tc3_hdmiplus">vav.link/tc3_hdmiplus</a>
	TC3 USB-A to USB-B Module	TC3 USBA		<a href="vav.link/tc3_usba">vav.link/tc3_usba</a>
	TC3 USB-B to USB-A Module	TC3 USBB		<a href="vav.link/tc3_usbb">vav.link/tc3_usbb</a>
	TC3 USB-B to USB-A Module with active booster circuit	TC3 USBB+	<b>Connector:</b> USB-A (female); USB-B (female)	<a href="vav.link/tc3_usbbplus">vav.link/tc3_usbbplus</a>
	Techconnect USB-C module	TC3 USBC		<a href="vav.link/tc3_usbc">vav.link/tc3_usbc</a>
	Techconnect USB-C coupler module	TC3 USBCFF		<a href="vav.link/tc3_usbcff">vav.link/tc3_usbcff</a>
	TC3 VGA and Audio Module (phoenix on rear)	TC3 VGAF3.5MM		<a href="vav.link/tc3_vgaf3-5mm">vav.link/tc3_vgaf3-5mm</a>
	TC3 VGA Module (phoenix on rear)	TC3 VGAF		<a href="vav.link/tc3_vgaf">vav.link/tc3_vgaf</a>








# Cables

Product		Part Number	Info	Link
	White Minijack to Phoenix Cable 3m (9.8ft)	TC2 3M3.5MM	<b>Colour:</b> White <b>Connector:</b> Phoenix (male) <b>Length:</b> 3m (10ft)	<a href="vav.link/tc2_3m3-5mm">vav.link/tc2_3m3-5mm</a>
	White VGA to Phoenix Cable 3m (9.8ft)	TC2 3MVGA	<b>Colour:</b> White <b>Connector:</b> VGA (male)	<a href="vav.link/tc2_3mvga">vav.link/tc2_3mvga</a>

# Cables

Product		Part Number	Info	Link
			<b>Length:</b> 3m (10ft)	
	White VGA to Phoenix Cable 5m (16 ft)	TC2 5MVGA	<b>Colour:</b> White <b>Connector:</b> VGA (male) <b>Length:</b> 5m (16ft)	<a href="#">vav.link/tc2_5mvga</a>
	White Minijack to Phoenix Cable 5m (16.4ft)	TC2 5M3.5MM	<b>Colour:</b> White <b>Connector:</b> Phoenix (male) <b>Length:</b> 5m (16ft)	<a href="#">vav.link/tc2_5m3-5mm</a>
	White VGA to Phoenix Cable 10m (33 ft)	TC2 10MVGA	<b>Colour:</b> White <b>Connector:</b> VGA (male) <b>Length:</b> 10m (33ft)	<a href="#">vav.link/tc2_10mvga</a>
	White Minijack to Phoenix Cable 10m	TC2 10M3.5MM	<b>Colour:</b> White <b>Connector:</b> Phoenix (male) <b>Length:</b> 10m (33ft)	<a href="#">vav.link/tc2_10m3-5mm</a>
	White USB 2.0 Cable 3m (9.8ft)	TC2 3MUSB	<b>Colour:</b> White <b>Connector:</b> USB-A (male); USB-B (male) <b>Length:</b> 3m (10ft)	<a href="#">vav.link/tc2_3musb</a>
	Black USB 2.0 Cable 3m (9.8ft)	TC 3MUSB/BL	<b>Colour:</b> Black <b>Connector:</b> USB-A (male); USB-B (male) <b>Length:</b> 3m (10ft)	<a href="#">vav.link/tc_3musb-bl</a>
	White USB 2.0 Cable 5m	TC2 5MUSB	<b>Colour:</b> White <b>Connector:</b> USB-A (male); USB-B (male) <b>Length:</b> 5m (16ft)	<a href="#">vav.link/tc2_5musb</a>
	Black USB 2.0 Cable 5m (16.4ft)	TC 5MUSB/BL	<b>Colour:</b> Black <b>Connector:</b> USB-A (male); USB-B (male) <b>Length:</b> 5m (16ft)	<a href="#">vav.link/tc_5musb-bl</a>
	White USB 2.0 Cable 10m with active booster	TC 10MUSB+/2	<b>Colour:</b> White <b>Connector:</b> USB-A (male); USB-B (male) <b>Length:</b> 10m (33ft)	<a href="#">vav.link/tc_10musbplus-2</a>
	Black USB 2.0 Cable 10m with active booster	TC 10MUSB+/BL/2	<b>Colour:</b> Black <b>Connector:</b> USB-A (male); USB-B (male) <b>Length:</b> 10m (33ft)	<a href="#">vav.link/tc_10musbplus-bl-2</a>
	15m White USB 2.0 Cable with active booster	TC 15MUSB+/2	<b>Colour:</b> White <b>Connector:</b> USB-A (male); USB-B (male) <b>Length:</b> 15m (49ft)	<a href="#">vav.link/tc_15musbplus-2</a>

# Mounting Hardware

Product		Part Number	Info	Link
	TC3 UK 1-Gang Surface-Mount Backbox	TC3 BACKBOX1G	<b>Colour:</b> White	<a href="vav.link/tc3_backbox1g">vav.link/tc3_backbox1g</a>
	TC3 UK 2-Gang Surface-Mount Backbox	TC3 BACKBOX2G	<b>Colour:</b> White	<a href="vav.link/tc3_backbox2g">vav.link/tc3_backbox2g</a>
	TC3 UK 1-Gang Surround	TC3 SURR1G	<b>Colour:</b> White	<a href="vav.link/tc3_surr1g">vav.link/tc3_surr1g</a>
	TC3 UK 2-Gang Surround	TC3 SURR2G		<a href="vav.link/tc3_surr2g">vav.link/tc3_surr2g</a>
	TC3 UK 2-Gang Surround DDA Sticker	TC3 SURR2G_DDA		<a href="vav.link/tc3_surr2g_dda">vav.link/tc3_surr2g_dda</a>
	TC3 Table Faceplate	TC3 SURRTB		<a href="vav.link/tc3_surrtb">vav.link/tc3_surrtb</a>
	TC3 Belgian 65mm Surround	TC3 SURRBE65		<a href="vav.link/tc3_surrbe65">vav.link/tc3_surrbe65</a>